


2. Product Specifications and Description

2.1. Product Overview

	<ul style="list-style-type: none">• Printing Speed<ul style="list-style-type: none">• K7600 series<ul style="list-style-type: none">- Up to 60 ppm in A4/Letter (Up to 31 ppm in A3)• K7500 series<ul style="list-style-type: none">- Up to 50 ppm in A4/Letter (Up to 26 ppm in A3)• K7400 series<ul style="list-style-type: none">- Up to 40 ppm in A4/Letter (Up to 21 ppm in A3)• Processor<ul style="list-style-type: none">• Quad Core 1.5GHz• Memory<ul style="list-style-type: none">• 6GB (2GB for Android OS)• Document Feeder<ul style="list-style-type: none">• DSDF-H Model : K7600GX / K7500GX / K7400GX• DSDF-L Model : K7600LX / K7500LX / K7400LX• LCD<ul style="list-style-type: none">• 10.1 inch Touch Color LCD
--	--

2.2. Specifications

Product Specifications are subject to change without notice.



NOTE

The specification in this manual is the reference information for service engineer. Do not use this specification for sales.

2.2.1. General Specification

Item		Specification
Processor	CPU	1.5 GHz (Quad Core)
User Interface	Operational Panel	10.1" Color Touch-Panel LCD
	LED	2 ea (Power / Status)
	Key / Button	1 ea (Power)
Memory	Total (with Android OS)	6 GB
	Standard (without Android OS)	4 GB
	Expansion (Optional)	N/A
Storage	Standard	320 GB HDD
Interface	USB (Device)	Yes (Hi-Speed USB 3.0, 2.0)
	USB (Host)	Yes (Hi-Speed USB 3.0, 2.0)
	USB (EDI)	N/A
	Wired LAN	Std (Ethernet 10/100/1G Base TX)
	Additional Wired LAN Support	Yes (Optional)
	Wireless LAN / NFC	<ul style="list-style-type: none"> • Optional (IEEE 802.11b/g/n + NFC Active Type) • Optional (IEEE 802.11b/g/n/ac + BLE + NFC Active Type)
Warmup Time	from Power off (power on to ready)	23 sec
	from sleep	12 sec
Power Consumption	Ready	Less than 30W
	Normal operation	Less than 900W
	Max/Peak	Max 1300W
	Sleep/Low Power Mode	Less than 2.0W
	TEC (Default mode)	<ul style="list-style-type: none"> • K7600 series : 3.1 KWh • K7500 series : 2.717 KWh • K7400 series : 2.1 KWh
Power Requirement	<ul style="list-style-type: none"> • Input Voltage (Europe): AC 220 - 240 V (-10 % - 6 %) • Input Voltage (USA): AC 110 - 127 V (-10 % - 6 %) • Input Voltage (Korea): AC 220 - 240 V (-10 % - 6 %) • Rated Frequency: 50 / 60 Hz 	

Item		Specification
Acoustic Noise Level (Sound Power / Pressure)	Printing mode	<ul style="list-style-type: none"> • Simplex <ul style="list-style-type: none"> • K7600 series <ul style="list-style-type: none"> - Tray 1: Less than 56 dB (A) - Multi-purpose tray/Optional trays: Less than 58 dB (A) • K7500 / K7400 series <ul style="list-style-type: none"> - Tray 1: Less than 54 dB (A) - Multi-purpose tray/Optional trays: Less than 56 dB (A) • Duplex <ul style="list-style-type: none"> • K7600 series <ul style="list-style-type: none"> - Tray 1: Less than 59 dB (A) - Multi-purpose tray/Optional trays: Less than 61 dB (A) • K7500 / K7400 series <ul style="list-style-type: none"> - Tray 1: Less than 57 dB (A) - Multi-purpose tray/Optional trays: Less than 59 dB (A)
	Copying mode	<ul style="list-style-type: none"> • Simplex <ul style="list-style-type: none"> • K7600 / K7500 series <ul style="list-style-type: none"> - Tray 1: Less than 59 dB (A) - Multi-purpose tray/Optional trays: Less than 61 dB (A) • K7400 series <ul style="list-style-type: none"> - Tray 1: Less than 58 dB (A) - Multi-purpose tray/Optional trays: Less than 60 dB (A) • Duplex <ul style="list-style-type: none"> • K7600 series <ul style="list-style-type: none"> - Tray 1: Less than 61 dB (A) - Multi-purpose tray/Optional trays: Less than 64 dB (A) • K7500 series <ul style="list-style-type: none"> - Tray 1: Less than 61 dB (A) - Multi-purpose tray/Optional trays: Less than 63 dB (A) • K7400 series <ul style="list-style-type: none"> - Tray 1: Less than 60 dB (A) - Multi-purpose tray/Optional trays: Less than 62 dB (A)
	Ready mode	Less than 30 dB (A)
Dimension	Set (without stand)	<ul style="list-style-type: none"> • K7600GX / K7500GX / K7400GX <ul style="list-style-type: none"> • 585 x 670 x 932.2 mm (23 x 26.4 x 36.7 inches) • K7600LX / K7500LX / K7400LX <ul style="list-style-type: none"> • 585 x 670 x 883.7 mm (23 x 26.4 x 34.8 inches)
Weight	Set (with supplies)	<ul style="list-style-type: none"> • K7600GX / K7500GX / K7400GX : 97.3 Kg (214.5 lbs) • K7600LX / K7500LX / K7400LX : 84.3 Kg (185.8 lbs)
Recommended AMPV		<ul style="list-style-type: none"> • K7600 series : 30,000 pages • K7500 series : 25,000 pages • K7400 series : 15,000 pages
Max Monthly Duty Cycle		<ul style="list-style-type: none"> • K7600 series : 300,000 pages • K7500 series : 250,000 pages • K7400 series : 200,000 pages

2.2.2. Print Specifications

Item		Specification
Print Speed	Simplex	<ul style="list-style-type: none"> • K7600 series <ul style="list-style-type: none"> • Up to 60 ppm in A4 (60 ppm in Letter) • Up to 31 ppm in A3 (31 ppm in 11X17) • K7500 series <ul style="list-style-type: none"> • Up to 50 ppm in A4 (50 ppm in Letter) • Up to 26 ppm in A3 (26 ppm in 11X17) • K7400 series <ul style="list-style-type: none"> • Up to 40 ppm in A4 (40 ppm in Letter) • Up to 21 ppm in A3 (21 ppm in 11X17)
	Duplex (Simplex to Duplex)	<ul style="list-style-type: none"> • K7600 series <ul style="list-style-type: none"> • Up to 60 ipm in A4 (60 ipm in Letter) • Up to 31 ipm in A3 (31 ipm in 11X17) • K7500 series <ul style="list-style-type: none"> • Up to 50 ipm in A4 (50 ipm in Letter) • Up to 26 ipm in A3 (26 ipm in 11X17) • K7400 series <ul style="list-style-type: none"> • Up to 40 ipm in A4 (40 ipm in Letter) • Up to 21 ipm in A3 (21 ipm in 11X17)
FPOT	From Ready	<ul style="list-style-type: none"> • K7600 series : (as fast as) 6.9 sec • K7500 series : (as fast as) 7.5 sec • K7400 series : (as fast as) 8.4 sec
	From Sleep	<ul style="list-style-type: none"> • K7600 series : (as fast as) 18.9 sec • K7500 series : (as fast as) 19.5 sec • K7400 series : (as fast as) 20.4 sec
Resolution		1200 x 1200 dpi (Full Speed)
Printer Languages		PCL5 / PCL6(XL) / PostScript Level 3 / PDF V1.7
Font	PCL	95 Scalable Fonts (Include OCR-A / OCR-B) / 1 Bitmap
	Postscript3	136 Scalable Fonts
Printer Driver Supporting OS	Windows	XP (32 / 64 bit) / 2003 Server (32 / 64 bit) / Vista (32 / 64 bit) / 2008 server (32 / 64 bit) / Windows 7 (32 / 64 bit) / 2008 Server R2 (64 bit) / Windows 8 (32 / 64 bit) / Windows 8.1 (32 / 64 bit) / Windows Server 2012 (64 bit) / Windows Server 2012 R2 (64 bit)
	Linux	<ul style="list-style-type: none"> • RedHat Enterprise Linux WS 5, 6 (32/64bit) • Fedora 12, 13, 14, 15, 16, 17, 18, 19, 20 (32/64bit) • OpenSuSE 11.2, 11.3, 11.4, 12.1, 12.2, 12.3, 13.1 (32/64bit) • Ubuntu 10.04, 11.04, 11.10, 12.04, 12.10, 13.04, 13.10, 14.04 (32/64bit) • SuSE Linux Enterprise Desktop 10, 11 (32/64bit) • Debian 6, 7 (32/64bit) • Mint 13, 14, 15, 16 (32/64bit)
	Mac OS	Mac OS X 10.6 ~ 10.10

Item	Specification
Direct Print	PRN / PDF / TIFF / JPEG / XPS
Print Features	WSD print / Secure print / Stored print / Booklet / N-up / Cover page / Barcode / Eco / Poster / Glossy / Watermark / Tray Priority setting / Auto tray setting / Tray Protection / USB print / Secure PDF print / Google Cloud print

2.2.3. Scan specification

Item		Specification
Scan Speed		<ul style="list-style-type: none"> • K7600GX / K7500GX / K7400GX <ul style="list-style-type: none"> • Simplex : Up to 120 ipm (@ 300 x 300 dpi) • Duplex : Up to 240 ipm (@ 300 x 300 dpi) • K7600LX / K7500LX / K7400LX <ul style="list-style-type: none"> • Simplex : Up to 80 ipm (@ 300 x 300 dpi) • Duplex : Up to 160 ipm (@ 300 x 300 dpi)
Color Mode		Mono / Gray / Color
Compatibility		Network TWAIN / Network SANE
Scan method		MMT
File Formats		PDF / Searchable PDF / Compact PDF/ PDF Encryption / Digital Signature in PDF / PDF/A / Single-Page-PDF / Multi-Page-PDF / TIFF / Single-Page-TIFF / Multi-Page-TIFF / XPS / Single-Page-XPS / Multi-Page-XPS / JPEG
Resolution	Optical (ADF)	Up to 600 x 600 dpi
	Optical (Platen)	Up to 600 x 600 dpi
	Enhanced (ADF)	Up to 4,800 x 4,800 dpi
	Enhanced (Platen)	Up to 4,800 x 4,800 dpi
Scan Destinations		Email / FTP / SMB / HDD / USB / WSD / PC / Internet FAX
Multi Destinations		Yes
Communication Protocol		SMTP(IPv4, IPv6, SSL/TLS) / POP3(IPv4, IPv6, SSL/TLS) / FTP(IPv4, IPv6) / SMB(IPv4, IPv6) / WSD / T4Net
Scan Size	ADF	<ul style="list-style-type: none"> • K7600GX / K7500GX / K7400GX <ul style="list-style-type: none"> • Min. A6 SEF(105 X 148mm) • Max. 297 x 437 mm (11.7" x 17.2") • K7600LX / K7500LX / K7400LX <ul style="list-style-type: none"> • Max. 297 x 437 mm (11.7" x 17.2")
	Platen	Max. 297 x 437 mm (11.7" x 17.2")
Scan Original Types		Text / Text & Photo / Photo

2.2.4. Copy specification

Item		Specification
Copy Speed (DSDF)	SDMC (Single Document Multiple Copy)	<ul style="list-style-type: none"> • K7600 series : Up to 60 cpm in A4 • K7500 series : Up to 50 cpm in A4 • K7400 series : Up to 40 cpm in A4
	MDMC (Multiple Document Multiple Copy)	<ul style="list-style-type: none"> • K7600 series <ul style="list-style-type: none"> • Simplex to Simplex : Up to 60 cpm in A4/Letter • Duplex to Simplex : Up to 60 ipm in A4/Letter • K7500 series <ul style="list-style-type: none"> • Simplex to Simplex : Up to 50 cpm in A4/Letter • Duplex to Simplex : Up to 50 ipm in A4/Letter • K7400 series <ul style="list-style-type: none"> • Simplex to Simplex : Up to 40 cpm in A4/Letter • Duplex to Simplex : Up to 40 ipm in A4/Letter
FCOT	From Ready	<ul style="list-style-type: none"> • K7600 series : 3.1 sec • K7500 series : 3.7 sec • K7400 series : 4.6 sec
Resolution	ADF (DSDF)	<ul style="list-style-type: none"> • Scan: 600 x 600 dpi • Printing: 600 x 600 dpi
	Platen	<ul style="list-style-type: none"> • Scan: 600 x 600 dpi • Printing: 600 x 600 dpi
Reduce & Enlarge	ADF (DSDF)	25% ~ 400% in 1% increments
	Platen	25% ~ 400% in 1% increments
	Preset	25% 50%, A3→A5 61%, A3→B5 64% Ledger→Letter 70%, A3→A4 B4→B5 A4→A5 77%, Ledger→Legal 78%, Legal→Letter 81%, B4→A4 B5→A5 86%, A3→B4 A4→B5 104%, Executive→Letter 115%, B4→A3 121%, Legal→Ledger 122%, A4→B4 129%, Letter→Ledger 141%, A4→A3 A5→A4 150% 200%, A5→A3 400%
Darkness Control		11 Levels
Contrast Control		11 Levels
Multi Copy		1 - 9,999

2. Product Specifications and Description



Item	Specification
Duplex Copy	Built-in
Copy Original Type	Text / Text & Printed Photo / Text & Glossy Photo / Newspaper / Printed Photo / Glossy Photo / Copied Original / Map / Light Original
Copy Features	ID Copy / N-up / Booklet / Image Repeat / Auto Fit / Book Copy / Poster Copy / Watermark / Image Overlay / Stamp / Covers / Job Build / Preview / Erase Edge / Image Shift / Image Adjustment / Background Adjustment


2.2.5. Fax specification

Item	Specification	
Compatibility	ITU-T G3 / Super G3	
Communication System	PSTN/PABX	
Modem Speed	33.6 Kbps	
TX Speed	3sec/1page (based on ITU-T No. 1 chart)	
Scan speed	Standard	1 sec / LTR
	Fine	1 sec / LTR
	S.Fine	1 sec / LTR
Resolution (Mono)	Std	203 x 98 dpi
	Fine	203 x 196 dpi
	S.Fine	300 x 300 dpi
	Ultra Fine	600 x 600 dpi
Resolution (Color)	Std	N/A
	Fine	N/A
	S.Fine	N/A
Compression Method	MH / MR / MMR / JBIG	
Fax Memory (Standard / Max.)	N/A	
Dual Lines	Option	
Fax Features	Handset	N/A
	On hook Dial	Yes
	Search	Yes (Address Book)
	1-Touch Dial	N/A
	Speed Dial	500 locations
	TAD I/F	Yes(First Line)
	Tone/Pulse	Yes (Selectable in Tech Mode)
	Pause	Yes
	Auto Redial	Yes
	Last Number Redial	Yes
	Distinctive Ring	No
	Caller ID	Yes

Item		Specification
	External Phone Interface	Yes(First Line)
	Fax Forward to E-Mail	Yes
	Fax to PC	N/A
	Broadcasting	Yes
	Delayed Fax	Yes
	Color Fax	N/A
Report & List Print out	Tx/Rx Journal	Yes
	Confirmation	2 Types Available (With Image TCR / Without Image TCR)
	Auto Dial List	N/A
	System Data List	N/A

2.2.6. Paper Handling specification

Item		Specification
Input Capacity	Standard	1,040 sheets
	Multipurpose	100 sheets
	Maximum	6140 sheets  NOTE MP(100) + 2 Tray(1.040) + HCF bottom(2,000)+ HCF side(3,000)
Standard Cassette Tray	Capacity	<ul style="list-style-type: none"> • 520 sheets x 2 (Based on Xerox Premier 80g/m²) • Envelope : 50 sheets (only Tray1 support)  NOTE Support Envelope : Monarch, DL, C4, C5, C6, No10 No9
	Media sizes	<ul style="list-style-type: none"> • Cassette 1: 98 x 139.7 mm ~ 297 x 390 mm (3.9" x 5.5" ~ 11.7" x 15.4") • Cassette 2: 148.5 x 182 mm ~ 320 x 457 mm (5.8" x 7.2" ~ 12.6" x 18")
	Media types	Plain / Thin / Bond / Hole Punched / Pre-Printed / Recycled / Thin CardStock / Thick CardStock / Heavy Cardstock/Heavy Cardstock/Extra Heavy Cardstock 1/Letterhead / Thick / Cotton / Colored / Archive / Thin Glossy / Thick Glossy/Heavy Glossy / Heavy weight / Extra Heavy weight1,2,3,4/ Label/ Transparency/ Envelope(Casette1 Only)

Item	Specification	
	Media weight	<ul style="list-style-type: none"> • Plain Paper: 70-90 g/m² (18.5-24 lb/ Duplex) • Thick Paper: 91-105 g/m² (25-28 lb / Duplex) • Heavy Weight Paper : 106-176 g/m² (Duplex) • Extra Heavy Weight 1 Paper : 177-220 g/m² • Extra Heavy Weight2 : 221~256g/m²(Duplex) • Extra Heavy Weight3 : 257~300g/m² • Thick Cardstock : 164~216g/m² (Duplex) • Heavy Cardstock : 217~256g/m²(Duplex) • Extra Heavy Cardstock1 : 257~300g/m² • Thick Glossy : 164~216g/m² • Heavy Glossy : 217~256g/m² • Transparency : 138~146g/m² • Label : 120~150g/m² • Envelope : 75~90g/m²(Only Tray1 Support) • Thick Envelope : 91~120g/m²(Only Tray1 Support) • Thin Paper: 60-69 g/m² (16-19 lb/ Duplex) • Cotton paper : 75-90 g/m² (Duplex) • Colored : 75-90 g/m² (Duplex) • Pre-Printed : 71-90 g/m² (Duplex) • Recycled : 60-90 g/m² (Duplex) • Bond Paper: 105-120 g/m² (Duplex) • Letterhead : 75-90 g/m² (Duplex) • Hole Punched Paper: 75-90 g/m² (Duplex) • Thin CardStock : 105-163 g/m² (Duplex) • Thin Glossy : 106-163 g/m² (Duplex)
	Sensing	<ul style="list-style-type: none"> • H/W Install Detect: Yes • Paper Empty & Low Level Detect: Yes • Paper Type Detect: No • Paper Size Detect: Yes
Multipurpose Tray	Capacity	<ul style="list-style-type: none"> • Plain Paper: 100 sheets @ 80 g/m² • Envelopes: 10 sheets @ 75 g/m² <div style="background-color: #cccccc; padding: 5px; margin: 5px 0;">  NOTE Support Envelope : Monarch, DL, C4, C5, C6, No10 No9 </div> <ul style="list-style-type: none"> • Labels: 20 sheets @ 120~159 g/m² • Thick Paper: 10 sheets @ 176 g/m²
	Media sizes	98 x 139.7 mm ~ 320 x 1200 mm (3.8" x 5.5" ~ 12.6" x 47.2")
	Media types	Plain / Thin / Bond / Hole Punched / Pre-Printed / Recycled / Thin CardStock / Letterhead / Thick / Cotton / Colored / Archive / Thin Glossy / Thick Glossy / Heavy Glossy / Heavy weight / Extra Heavy weight1,2,3,4 / Envelope / Transparency / Label
	Media weight	<ul style="list-style-type: none"> • 60 to 256g/m² : Simplex, Duplex • 257 to 325g/m² : Simplex • Envelope : 75~90g/m² , Simplex • Label : 120~150g/m² , Simplex

2. Product Specifications and Description

Item		Specification
	Sensing	<ul style="list-style-type: none"> Paper Empty Detect: Yes Paper Size Detect: Yes
DSDF (LX model)	Capacity	100 sheets
	Document Size	<ul style="list-style-type: none"> Width: 128 - 297 mm (5" - 11.7") Length: 140 - 432 mm (5.5" - 17")
	Document Weight	<ul style="list-style-type: none"> Simplex : 42 - 163 g/m² (11.25 ~ 43.25 lb) Duplex : 50 - 163 g/m² (13.25 ~ 43.25 lb)
	Auto Detected Size	A3 / A4 / A5 / B4/ B5/ Letter / Lgeal / Statement / Folio / Executive
DSDF (GX model)	Capacity	250 sheets
	Document Size	<ul style="list-style-type: none"> Width: 105 - 297 mm (4.13" - 11.7") Length: 140 - 432 mm (5.5" - 17")
	Document Weight	<ul style="list-style-type: none"> Simplex : 60 - 163 g/m² (11.25 ~ 43.25 lb)(Guarantee) 42~60 & 163~220g/m² (Support) Duplex : 60 - 163 g/m² (13.25 ~ 43.25 lb)(Guarantee) 50~60 & 163~220g/m² (Support)
	Auto Detected Size	A3 / A4 / A5 / A6 SEF / B4/ B5/ Letter / Lgeal / Statement / Folio / Executive
Platen Unit	Document Size	<ul style="list-style-type: none"> Width: 140 - 297 mm (5.5" - 11.7") Length: 140 - 432 mm (5.5" - 17")
Output Capacity	Standard	500 sheets Face Down
	Maximum	615 sheets [500 sheets (Standard) + 125 sheets (Job Separator)]
Printing size	Max. Size	320 x 457 mm (12.6" x 18")
	Min. Size	98 x 139.7 mm (3.8" x 5.5")
Max. Printing Area	Simplex	Top: 4.2+/-1.5 mm / Left: 4.2+/-1.5mm
	Duplex	Top: 4.2+/-2.0 mm / Left: 4.2+/-2.0mm
Duplex Printing	Support	Built-in
	Media sizes	139.7 x 182 mm ~ 320 x 457 mm (5.5" x 7.2" ~ 12.6" x 18")
	Media types	Plain / Thin / Bond / Hole Punched / Pre-Printed / Recycled / Thin CardStock / Letterhead / Thick / Cotton / Colored / Archive / Thin Glossy / Thick Glossy / Heavy Glossy / Heavy weight / Extra Heavy weight ^{1,2}
	Media weight	16~47 lb (60 to 256 g/m ²)

2.2.7. Network and Software specification

Network Interface

Item		Specifications
Network OS		[Windows] <ul style="list-style-type: none"> Microsoft Windows XP(32/64bits) / 2003(32/64bits) / Vista(32/64bits) / Win7 / Win8 [Mac] <ul style="list-style-type: none"> Mac OS 10.5 ~ 10.8 [Linux] <ul style="list-style-type: none"> RedHat 8 ~ 9 Fedora Core 1~4 Mandrake 9.2 ~ 10.1 SuSE 8.2 ~ 9.2 [Novell] <ul style="list-style-type: none"> Netware 5.x, 6.x(TCP/IP Only) [Others] <ul style="list-style-type: none"> Unix (HP-UX, Solaris, SunOS, SCO)
NW Protocols	TCP/IP	TCP/IPv4, HTTP, SNMPv1/v2c/v3, LDAP, SMTP, SSL/TLS, IPSec, DNS, WINS, SLP, Bonjour, SSDP, DDNS, DHCP/BOOTP, IPv6
	IPX/SPX	No
	Ether Talk	No
	NetBIOS over TCP/IP	Yes
	Others	HTTPS, IPSec, 802.1x
IP Addressing	Static IP	Yes
	Auto IP	Yes
	BOOTP	Yes
	DHCP	Yes
SNMP/MIB Access	MIB-2(RFC 1213)	Yes
	Host Resource MIB (RFC 2790)	Yes
	Printer MIB (RFC 3805)	Yes
	Finisher MIB (RFC 3806)	Yes
	Samsung Private MIB	Yes
	HP Compatibility	Yes - Partially
	SNMP Trap	Yes
Printing Protocols	Window Printing (SMB)	No
	LPR/LPD	Yes
	IPP	Yes
	Netware I-Print	No
	Netware NDPS	No
	Ether Talk	No
	Port 9100	Yes

2. Product Specifications and Description

Item		Specifications
Device Discovery	DNS	Yes
	Dynamic DNS	Yes
	Multicast DNS(Bonjourne)	Yes
	WSD (incl. Print & Scan)	Yes (Print & Scan)
	SLP	Yes
	uPNP(SSDP)	Yes

Software and Solution

Item		Specifications
Application	Anyweb Print	N/A
	Easy Printer Manager	Windows / Mac
	Easy Color Manager	Windows / Mac
	Easy Document Creator	Windows
	Net PC Fax	Windows / Mac
	Direct Printing Utility	Windows
	Easy Deployment Manager	Windows
	Easy Eco Driver	Windows
	Universal Printer Driver	Windows
	Universal Scan Driver	Windows
Mobile Printing	GCP (Google Cloud Print)	Yes
	AirPrint	Yes
Smart App	Smart Workspace	Yes
	Workbook Composer	Yes
	Smart Color Manager	Yes
	Smart Service App	Yes
	Hancom Office	Yes
Solution	Device Management	Fleet Admin Pro (UniThru)
	Output Management	CounThru Enterprise / Pro
	Document Management and Distribution	SmarThru Workflow 3.0
	Security	SecuThru Pro 1.0
	Mobility	SCP 1.0 ('14.09)

Item	Specifications	
Security	Authentication (Local)	Yes
	Authentication (Network)	Yes (SMB / Kerberos / LDAP / IPSec / EAP)
	IP Address Filtering	Yes (IPv4 Filtering / IPv6 Filtering / MAC Filtering)
	HDD Overwrite (Standard)	Yes
	HDD Overwrite (Max. Overwrites)	9
	Secure Print	Yes
	Encrypted Secure Print	Yes
	Encrypted PDF Mode (Encrypted Scanning)	Yes
	IP Sec	Yes
	Smart Card Authentication	Yes

2.2.8. Supplies

Item	Model Name	Average yield
Toner Cartridge (Standard)	MLT-K706S	45,000 pages (6% Coverage, Continuous Job)
Drum Unit	MLT-R706	450,000 pages (4 pages/job)
Waste Toner Container	MLT-W706	300,000 pages (5% coverage @ Continuous Job)



NOTE

- Depending on the print pattern and job mode used, the consumable's lifespan may differ.

2.2.9. Maintenance Parts

Some of the machine's parts have shorter life span than machine's life.

To ensure that the machine produces good copies and to extend its service life, it is recommended that these maintenance parts at specific intervals be replaced as instructed.

Item	Part Code	Life	Remark
Development Unit	JC96-09829A	1,200,000 pages	
Fuser Unit	JC91-01194A	360,000 pages	220V
	JC91-01195A		110V
PTB (Paper Transfer Belt)	JC96-09863A	300,000 pages	
Pick-Up / Forward / Reverse(Separation) roller (for Tray X)	JC93-01091A	360,000 pages	
MP Pick-Up / Forward / Reverse(Separation) roller	JC93-00540B	200,000 pages	
DSDF Pick-Up roller Assy	JC97-04624A	200,000 pages	For LX model
DSDF Reverse(Separation) roller Assy	JC97-04636A	100,000 pages	For LX model
DSDF Pick-Up roller Assy	JC97-04650A	200,000 pages	For GX model
DSDF Reverse(Separation) roller Assy	JC97-04661A	100,000 pages	For Gx model

NOTE

- Depending on the print patterns and job mode used, the lifespan may differ.
- Refer to Chapter 3.2.2 for replacing the maintenance parts.

Maintenance Table

- EM : Emergency Maintenance (as Needed)
- C : Clean
- R : Replace

NOTE

The period as shown in the table means lifespan for each maintenance parts.

Section	Item	EM	45K	50K	100K	200K	300K	360K	450K	1200K
Waste Toner	Waste Toner Container	C					R			
	Around Waste Toner Container	C								
Imaging Unit	Toner Cartridge	C	R							
	Drum Unit	C							R	
	Development Unit	C								R
	Around Toner Pipe	C								
	Paper Dust Stick		C							
Fuser Unit	Fuser Unit	C						R		

2. Product Specifications and Description





Section	Item	EM	45K	50K	100K	200K	300K	360K	450K	1200K
Transfer Unit	PTB (Paper Transfer Belt)	C					R			
Paper Path	Pick-Up / Forward / Reverse(Separation) roller * (for Tray X)	C						R		
	MP Pick-Up / Forward / Reverse(Separation) roller *	C				R				
	Regi / Feed / Duplex roller	C								
DSDF	DSDF Pick-Up roller Assy	C				R				
	DSDF Reverse(Separation) roller Assy	C			R					
	White sheet / White sponge / Feed roller	C								








* Replace those three parts at the same time.

2.2.10. Option


Option Configuration

Paper Output Option





Job Separator SL-JSP501S ¹⁾	
Inner Finisher SL-FIN502L	
High Volume Finisher SL-FIN701H	Booklet Finisher SL-FIN701B
	
Staples (Inner, Booklet) SCX-STP000	Staples (Main for Booklet) SL-STP000
Punch Kit (Inner - 2/3, 2/4, Swedish) SL-HPU501T, HPU501F, HPU501S	
Punch Kit (Booklet - 2/3, 2/4, Swedish) SL-HPU700T, HPU700F, HPU700S	

Multi Purpose Table SL-WKT101	
Working Table CLX-WKT001	
Wireless/NFC Kit SL-NWE001X	
Wireless/NFC/BLE⁴⁾ Kit SL-NWE002X	
Additional Network Kit SL-NWA001N	
FDI Kit CLX-KIT10F	
Fax Kit CLX-FAX160 Dual Fax Kit SL-FAX2501	

DSDF-L²⁾
DSDF-H³⁾



Paper Input Option

Cabinet SL-DSK501T	DCF SL-PFP501D
	
Heater for DCF CLX-DHK12C(220V) CLX-DHK11C(110V)	
HCF SL-HCF501B	HCF-Side SL-HCF501S
	
Heater for HCF/Side SL-DHK512C(220V) SL-DHK511C(110V)	

- 1) Job Separator is different model code with MX4 series
- 2) DSDF-L for LX Model, 80/160ipm Simplex/Duplex Scan Speed
- 3) DSDF-H for GX Model, 120/240ipm Simplex/Duplex Scan Speed
- 4) BLE: Bluetooth Low Energy for wireless connection with mobile device

Option List

Item	Model	K7600 series	K7500 series	K7400 series
Cabinet Stand	SL-DSK501T	Yes	Yes	Yes
Double(Dual) Cassette Feeder	SL-PFP501D	Yes	Yes	Yes
High Capacity Feeder - Under(Bottom)	SL-HCF501B	Yes	Yes	Yes
High Capacity Feeder - Side (LCT : Large Capacity Tray)	SL-HCF501S	Yes	Yes	Yes
Working Table	CLX-WKT001	Yes	Yes	Yes
Multi Purpose Table	SL-WKT101	Yes	Yes	Yes
Fax Kit	CLX-FAX160	Yes	Yes	Yes
Fax Multiline Kit	SL-FAX2501	Yes	Yes	Yes
FDI(Foreign Device Interface)Kit	CLX-KIT10F	Yes	Yes	Yes
Job Separator	SL-JST501S	Yes	Yes	Yes
Cassette Locking Kit	SL-CLK501	Yes	Yes	Yes
Dehumidifying Heater Kit	<ul style="list-style-type: none"> • CLX-DHK11C (DCF) • CLX-DHK12C (DCF) • SL-DHK511C (HCF/LCT) • SL-DHK512C (HCF/LCT) 	Yes	Yes	Yes
Wireless / NFC Kit	SL-NWE001X	Yes	Yes	Yes
Wireless / NFC / BLE Kit	SL-NWE002X	Yes	Yes	Yes
Additional Network Kit (Dual Network Kit)	SL-NWA001N	Yes	Yes	Yes
550-Sheet Inner Finisher	SL-FIN502L	Yes	Yes	Yes
3,250-Sheet Stapling Finisher	SL-FIN701H	Yes	Yes	No
2,250-sheet Booklet Finisher	SL-FIN701B	Yes	Yes	No
Punch Kit for 500- sheet Inner Finisher	<ul style="list-style-type: none"> • SL-HPU501T (2/3 hole) • SL-HPU501F (2/4 hole) • SL-HPU501S (Swedish) 	Yes	Yes	Yes
Punch Kit for 3,250- sheet Finisher	<ul style="list-style-type: none"> • SL-HPU701T (2/3 hole) • SL-HPU701F (2/4 hole) • SL-HPU701S (Swedish) 	Yes	Yes	No
Staples	<ul style="list-style-type: none"> • SCX-STP000 • SL-STP000 (Main for Booklet) 	Yes	Yes	Yes

Option Specification

Item		Specification
Dual Cassette Feeder	Model Name	SL-PFP501D
	Capacity	520 x 2 Sheets
	Media Sizes	<ul style="list-style-type: none"> Cassette 1 : 148.5 x 210 mm ~ 297 x 432 mm (5.8" x 8.2" ~ 12" x 18") Cassette 2 : 148.5 x 210 mm ~ 297 x 432 mm (5.8" x 8.2" ~ 12" x 18")
	Media types	Plain / Thin / Bond / Hole Punched / Pre-Printed / Recycled / Thin CardStock / Letterhead / Thick / Cotton / Colored / Archive / Thin Glossy/ Heavy weight/ Extra heavy weight
	Media weight	<ul style="list-style-type: none"> Plain Paper: 71-90 g/m²(18.5-24 lb/ Duplex) Thick Paper: 91-105 g/m²(25-28 lb / Duplex) Heavy Weight Paper : 106-176 g/m²(Duplex) Extra Heavy Weight 1 Paper : 177-216 g/m² (Duplex) Extra Heavy Weight 2 Paper : 217-256 g/m² (Duplex) Extra Heavy Weight 3 Paper : 257-300 g/m² Thin Paper: 60-69 g/m² (16-19 lb/ Duplex) Cotton paper : 75-90 g/m² (Duplex) Colored : 75-90 g/m² (Duplex) Pre-Printed : 71-90 g/m² (Duplex) Recycled : 60-90 g/m² (Duplex) Bond Paper: 105-120 g/m² (Duplex) Letterhead : 75-90 g/m² (Duplex) Hole Punched Paper: 75-90 g/m² (Duplex) Thin CardStock : 105-163 g/m² (Duplex) Thin Glossy : 106-163 g/m² (Duplex)
	Sensing	<ul style="list-style-type: none"> H/W Install Detect: Yes Paper Empty & Low Level Detect: Yes Paper Type Detect: No Paper Size Detect: Yes
	Dimension	566 x 610 x 265 mm (22.3" x 24" x 10")
	Weight	Net 20 kg, Packing 23.5 kg
High-Capacity Feeder - Bottom (2k)	Model Name	SL-HCF501B
	Capacity	2000 sheets @ 20lb (80 g/m ²)
	Media sizes	A4,Letter
	Media types	Plain Paper, Thin Paper, Thick Paper, Punched Paper
	Media weight	60 to 300gsm
	Sensing	<ul style="list-style-type: none"> H/W Install Detect : Yes Paper Empty & Low Level Detect : Yes Paper Type Detect : No Paper Size Detect : No

2. Product Specifications and Description

Item		Specification
High-Capacity Feeder - Side (3K)	Model Name	SL-HCF501S
	Capacity	3000 sheets @ 20lb (80 g/m ²)
	Media sizes	A4,Letter
	Media types	Plain Paper, Thin Paper, Thick Paper, Punched Paper
	Media weight	60 to 300gsm
	Sensing	<ul style="list-style-type: none"> • H/W Install Detect : Yes • Paper Empty & Low Level Detect : Yes • Paper Type Detect : No • Paper Size Detect: No
Stand	Model Name	SL-DSK501T
	Dimension	585 x 670 x 257 mm
	Weight (Net)	18 kg
Job Separator	Model Name	SL-JST501S
	Capacity	125 sheets @ (80g/m ²)
Inner Finisher	Model Name	SL-FIN502L
	Capacity	500 sheets stacking, internal
	Staple Cartridge capacity	5000 staples / cartridge
	Stacking	<ul style="list-style-type: none"> • Top Tray : 50 sheets (A4/LT @ 80gsm) • Finishing Tray : 500 sheets (A4/LT @ 80gsm)
	Stapling	<ul style="list-style-type: none"> • Max. Number of Sheets : 50 sheets stapling with 90g/m² sheet • Stapling Positions : Front flat & corner(45) / Dual / Rear flat & corner(45)
	Saddle Stapling	N/A
	Offline Stapling	N/A
	Offset at Non Staple job	Yes
	Offset at Staple job	N/A
	Output Stacking	Face Down
	3250-sheet Finisher	Model Name
Capacity		65 sheets stapling / 3250 sheets stacking
Staple Cartridge capacity		5000 staples / cartridge
Stacking		<ul style="list-style-type: none"> • Top Tray : 250 sheets (A4/LT @ 80gsm) • Finishing Tray : 3000 sheets (A4/LT @ 80gsm)
Stapling		<ul style="list-style-type: none"> • Max. Number of Sheets : 65 sheets stapling with 90g/m² sheet • Stapling Positions : 2 Corners (Single, 45 degree), Center (Double)
Offline Stapling		Yes
Offset at Non Staple job		Yes
Offset at Staple job		Yes
Output Stacking		Face Down

Item		Specification
2250-sheet Booklet Finisher	Model Name	SL-FIN701B
	Capacity	65 sheets stapling / 2000 sheets stacking
	Staple Cartridge capacity	5000 staples / cartridge
	Stacking	<ul style="list-style-type: none"> Top Tray : 250 sheets (A4/LT @ 80gsm) Finishing Tray : 2000 sheets (A4/LT @ 80gsm)
	Stapling	<ul style="list-style-type: none"> Max. Number of Sheets : 65 sheets stapling with 90 g/m² sheet Stapling Positions : 2 Corners (Single), Center (Double)
	Saddle Stapling	<ul style="list-style-type: none"> Max. Number of Sheets : 25 sheets stapling with 80 g/m² sheet
	Offline Stapling	Yes
	Offset at Non Staple job	Yes
	Offset at Staple job	Yes
	Output Stacking	Face Down
Punch Kit	Model Name	SL-HPU701T/SL-HPU701F/SL-HPU701/S
	Available Unit	Auto change 2/3 hole or auto change 2/4 hole, Swedish 4
	Paper weight	52~300 g/m ²
Punch Kit (Inner)	Model Name	SL-HPU501T/SL-HPU501F/SL-HPU501S
	Available Unit	Auto change 2/3 hole or auto change 2/4 hole, Swedish 4
	Paper weight	52~256 g/m ²
Working Table	Model Name	CLX-WKT001
	Dimension (WxDxH)	153 x 124 x 39.7 mm (6 x 4.9 x 1.6 inch)
	Weight	82 g (0.18 lb)
Working Table	Model Name	SL-WKT101
	Dimension (WxDxH)	282 x 468 x 99 mm (11.1 x 18.4 x 3.9 inch)
	Weight	828 g (1.825 lb)